

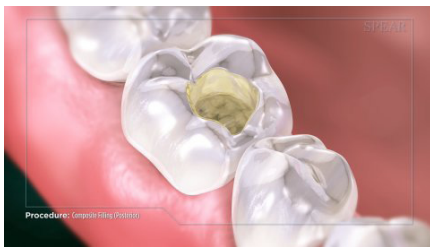
Composite Filling (Posterior)



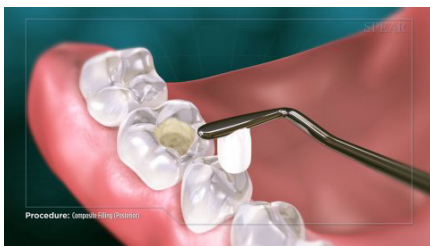
A small cavity, or hole in your tooth can be repaired with a composite filling.



First, the decayed portion of your tooth is removed, leaving a small area that will be filled with composite.



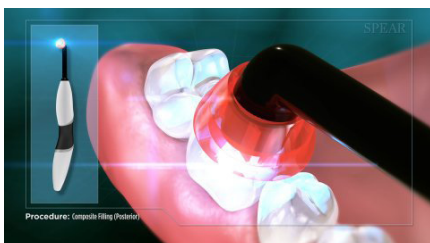
Next, a bonding fluid is applied so that the filling will attach to the natural tooth structure. A curing light is used to set the bonding fluid.



Your dentist then fills the prepared area with composite material



Your dentist shapes it to match the contours of your tooth surface.



A special curing light is used to harden the composite.



Composite Filling (Posterior)



Finally, your dentist smooths and polishes the filling to match the rest of your tooth.



Your tooth is now free of decay and restored to its natural strength and appearance.

