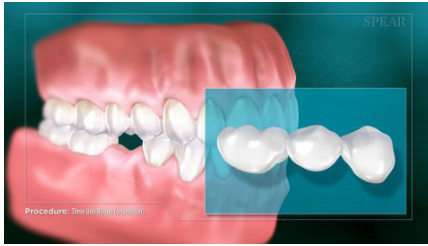
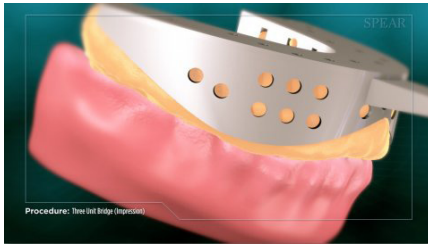


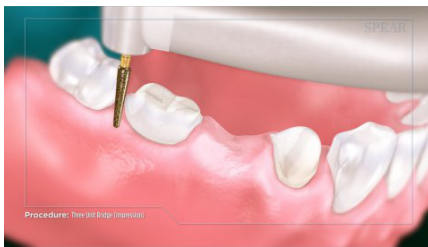
# Bridge (Impression)



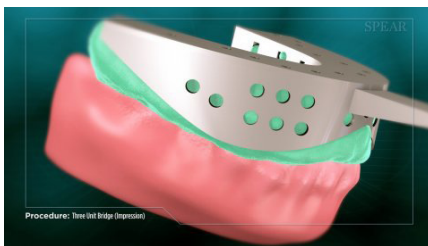
A bridge is used to replace a missing tooth. It uses teeth on either side of the missing tooth for support. It typically requires multiple appointments to complete the process of getting a bridge.



At the first appointment, your doctor will take an impression -- or mold -- of your teeth for the temporary bridge.



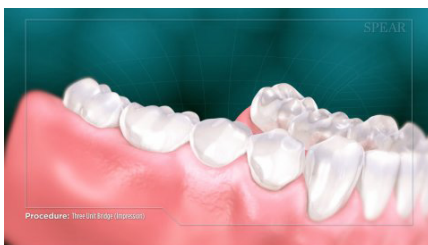
Next, the teeth on either side of the missing tooth are prepared. They will become the support structure for your new tooth.



A second impression is taken of the prepared teeth, which will be used by a dental lab to create the final bridge. Your doctor will provide you with a temporary bridge while your final restoration is being made.



When the final restoration is ready, your doctor will remove the temporary bridge and replace it with the permanent one.



Once completed, the area is restored to optimal function and appearance.

